

Reaching Home: Canada's Homelessness Strategy

Community Homelessness Report

(COMMUNITY NAME)

(Fiscal year)

TEMPLATE FOR COMMUNITIES

SECTION 1: COMMUNITY CONTEXT

Overview

1.1 Highlight any efforts and/or issues related to the work that your community has done to **prevent and/or reduce homelessness** over the last two years.

The community is implementing a coordinated access system (CAS). Elements of CAS are in practice including access to the By Name List (BNL), a common assessment tool, prioritization, and matching service provider resources to clients on BNL.

The Community Entity (CE) tracks progress in ending homelessness in the BNL scorecard.

Issues encountered relate to the architecture of the HIFIS platform. The BNL module in HIFIS cannot accommodate the size of the database in Halifax, which is over 33,000 records. As such, the CE is in the process of a work-around to have a function BNL in HIFIS and to have functioning CAS filters in place.

1.2 Highlight efforts and/or issues related to the work of **increasing access to safe, adequate housing** in your community over the last two years.

Reaching Home (RH) investments, in the Designated Community of Halifax, include Intensive Case Manager and Housing Support Worker staff accompanied by client support funding. These positions and support funding are 'housed' in various service provider. 6 units were added to the inventory of affordable housing that is to be filled through the CAS.

The Department of Communities Services invests in Housing Support Worker staff and these positions are 'housed' in various service provider agencies in Halifax.

1.3 What impact has COVID-19 had on your community's progress with designing and implementing Coordinated Access and a Homelessness Management Information System (HMIS)?

There is no shared HIFIS database in Halifax. While the challenge is that the HIFIS database is too large to accommodate the BNL module in HIFIS, Nnot being able create a functional sared data has delayed working through the process of fully implementing CAS. the impact of COVID19 has been huge, there was the diversion of energies to hotels, reducing capacity in shelters, use of RH funds for COVID19 response.

Colaboration between Indigenous and Non-Indigenous Organizations

1.4 a) With respect to the design and implementation of Coordinated Access and a Homelessness Management Information System (HMIS), has there been collaboration between local Indigenous and non-Indigenous organizations and, where applicable, the Indigenous Community Advisory Board (CAB)?

No

b) Describe how this collaboration will be further pursued over the coming year.

Halifax has always had Indigenous representation on its CAB and on the working group of community service providers that began the design and implementation of CAS in 2017.

1.5 a) With respect to the completion of the Community Homelessness Report (CHR), was there collaboration between local Indigenous and non-Indigenous organizations and, where applicable, the Indigenous CAB?	No
b) Describe the efforts that were taken to collaborate and specific plans to ensure it occurs during next year's CHR process.	
<p>There are sub-project investments with an Indigenous service provider. These investments include, ICM and HSW staff and client supports.</p> <p>There is Indigenous representation on the Halifax CAB.</p>	
1.6 a) Does your community have a separate Indigenous CAB?	Yes
b) Was the CHR approved by the Indigenous CAB?	No
c) Please explain how engagement was undertaken.	
<p>There is an indigenous Cab for the Province of Novs Scotia but not a separate Indigenous CAB for the Designated Community of Halifax. The Indigneous commmunity entity Executive Director is a member of the Halifax CAB.</p>	

**SECTION 2: COORDINATED ACCESS AND HOMELESSNESS MANAGEMENT
INFORMATION SYSTEM (HMIS) SELF-ASSESSMENT**

Governance

2.1 Is there a governance model for Coordinated Access and has a Coordinated Access lead organization(s) been identified?	Yes
2.2 Is there a governance model for your HMIS and has a HMIS lead organization(s) been identified?	Not yet started
2.3 Do all service providers receiving funding through the Designated Communities stream to deliver one or more projects participate in Coordinated Access?	Under development

Homelessness Management Information System (HMIS)

2.4 a) Does your community have an HMIS to manage individual-level data and service provider information for Coordinated Access?	Yes
b) In your community, is HIFIS the HMIS that is being used or will be used ?	Yes
2.5 Has either a Data Provision Agreement been signed with Employment and Social Development Canada (ESDC) if your community is currently using HIFIS or a Data Sharing Agreement been signed with ESDC if your community is currently using an equivalent HMIS?	Yes
2.6 Do you have a set of local agreements to manage privacy, data sharing and client consent in compliance to municipal, provincial and federal laws?	Under development
2.7 Have you established safeguards to ensure the data collected is secured from unauthorized access?	Yes

Access Points to Service		
2.8	Are access sites available in some form throughout the DC geographic area so that the Coordinated Access system serves the entire DC geographic area?	Not yet started
2.9	Are there processes in place to monitor if there is easy and equitable access to the Coordinated Access system and respond to any emerging issues, as appropriate?	Under development
2.10	Are there processes in place that ensure no one is denied access to service due to perceived housing or service barriers?	Under development
Triage and Assessment		
2.11	Is the triage and assessment process documented in one or more policies/protocols, including an intake protocol for entering people into the Coordinated Access system and/or HMIS when they (re)connect with an access point?	Under development
2.12	Is the same common assessment tool used for all population groups experiencing homelessness (for example, youth, women fleeing violence, Indigenous peoples)?	Yes
Vacancy Matching and Referral		
2.13	Is the vacancy matching and referral process documented in one or more policies/protocols, including how vacancies are filled from the Coordinated Access Resource Inventory according to agreed-upon prioritization and referral protocols?	Under development
2.14	Are all housing resources funded through the Designated Communities stream identified as part of the Coordinated Access Resource Inventory?	Yes
2.15	For each housing resource in the Coordinated Access Resource Inventory, have eligibility requirements been documented?	Under development

2.16 For each type of housing resource in the Coordinated Access Resource Inventory, have prioritization criteria, and the order in which they will be applied, been documented?	Under development
2.17 Do the vacancy matching and referral policies/protocols specify how individual choice in housing options will be respected (allowing individuals and families to reject a referral without repercussions) and do they include processes specific to dealing with vacancy referral challenges, concerns and/or disagreements (including refusals of referrals)?	Under development
2.18 Are vacancies from the Coordinated Access Resource Inventory filled using the list of people waiting for housing resources who are offer-ready (i.e., the unique identifier list filtered to a Priority List)?	Under development

SUMMARY

The table below provides a summary of the work your community has done so far to implement Reaching Home’s minimum requirements for Coordinated Access and an HMIS.

Yes	Under development	Not yet started
6	10	2

SUMMARY COMMENT

2.19 Are there particular efforts and/or issues that you would like to highlight for this reporting period related to your community's work to achieve the Reaching Home minimum requirements? In particular, please describe your community's efforts to set-up or improve the Coordinated Access governance structure, including processes to ensure that policies and protocols as approved by the governance group(s) are being implemented across the system as intended to achieve desired results.

For the first two years of the Reach Home program, the Designated Community of Halifax had a CAS Governance committee that met twice per month. CAS Governance worked toward establishing a Terms of Reference. CAS Governance established CAS policies in working towards a comprehensive CAS Policy Manual. For example; an established Inactive policy of 90 days without a transaction or contact

PUBLIC ACCESS TO RESULTS

2.20 As outlined in the Directives, communities are required to make results of the CHR publicly available. How will the public have access to the summary results of this CHR? For example, which website will be used to publish the results?

The CHR will be available on the CE's website.

**SECTION 3: COMMUNITY-LEVEL DATA
2019-2020**

Community-Level Data Context

Note: Please answer questions 3.1 to 3.4 in the "Section 3 - 2020-21" tab

3.1	a) Does your community use the Reaching Home definition of chronic homelessness?	Select one
	b) How does your community define chronic homelessness?	
3.2	Does your community update chronic homelessness status over time?	Select one
3.3	a) When your community asks individuals and families where they lived before they became homeless, is the "prior living situation" defined as where they were immediately before homelessness?	Select one
	b) Why is there a possible time gap? How far back could the "prior living situation" apply?	
3.4	Do you have a written policy/protocol that specifies the number of days of inactivity after which state is changed from "active" to "inactive"?	Select one

Step 1. Select Data Source

3.5	Does your community currently have a unique identifier list (a List) that has the following characteristics:	
	3.5.1 Unduplicated information for each individual/household	Not yet
	3.5.2 Contained in one document/database	Not yet
	3.5.3 Includes people experiencing homelessness who are active	Yes
	3.5.4 Consent given to be on the List	Yes
3.6	Does the List have any data that can be reported for this reporting period (i.e., April 1, 2019, to March 31, 2020)?	Select one

Step 2. Define the Data

3.7 What is the date range for available data from the List this fiscal report?

- | | |
|-----------------------------------|------------|
| • First date in reporting period: | 2019-04-01 |
| • Last date in reporting period: | 2020-03-31 |

3.8 a) Which household types does the List include? Select all that apply.

- Single adults
- Unaccompanied youth
- Families

b) Does the List include family members like dependents, or just the head of household?

All family members including dependents

c) Can the List report data by unique individuals? This means that each family member will be reported separately.

Select one

Step 3. Report the Data

3.9 Complete the Population Groups table below using the date range indicated in Question 3.7.

a) Report the number of unique individuals (or households where not available) who:

Priority Population Groups – Mandatory Reporting	3.9.1 Were homeless (Measures Cumulative Homelessness)	3.9.2 Were new to homelessness (Measures Inflow)	3.9.3 Returned to homelessness from housing (one or more times) (Measures Inflow)	3.9.4 Returned to homelessness from transitional status (one or more times) (Measures Inflow)	3.9.5 Returned to homelessness from unknown status (one or more times) (Measures Inflow)	3.9.6 State changed from inactive to active (one or more times) (Measures Inflow)
Overall homeless						
Chronically homeless						
Indigenous peoples						
Priority Population Groups – Mandatory Reporting			3.9.7 Moved from homelessness to housing (one or more times) (Measures Outflow)	3.9.8 Status changed from homelessness to transitional (one or more times) (Measures Outflow)	3.9.9 Status changed from homelessness to unknown (one or more times) (Measures Outflow)	3.9.10 State changed from active to inactive (one or more times) (Measures Outflow)
Overall homeless						
Chronically homeless						
Indigenous peoples						

b) Do you wish to report on any Additional Population Groups? Select one

Additional Population Groups – Optional Reporting	3.9.1 Were homeless (Measures Cumulative Homelessness)	3.9.2 Were new to homelessness (Measures Inflow)	3.9.3 Returned to homelessness from housing (one or more times) (Measures Inflow)	3.9.4 Returned to homelessness from transitional status (one or more times) (Measures Inflow)	3.9.5 Returned to homelessness from unknown status (one or more times) (Measures Inflow)	3.9.6 State changed from inactive to active (one or more times) (Measures Inflow)
Select one						
Select one						
Select one						
Select one						
Select one						
<i>Other</i>						
Additional Population Groups – Optional Reporting			3.9.7 Moved from homelessness to housing (one or more times) (Measures Outflow)	3.9.8 Status changed from homelessness to transitional (one or more times) (Measures Outflow)	3.9.9 Status changed from homelessness to unknown (one or more times) (Measures Outflow)	3.9.10 State changed from active to inactive (one or more times) (Measures Outflow)
Select one						
Select one						
Select one						
Select one						
Select one						
<i>Other</i>						

(Optional) Please insert comment here

c) Please provide the definition(s) your community uses for each Additional Population Group.

Please insert definitions here

3.10 Complete the Prior Living Situations table below for all individuals (or households where not available) that were homeless for the date range indicated in Question 3.7.

	Public Institutions	Transitional Housing	Permanent Housing	Unknown	Total
new to homelessness					0
returned to homelessness					0
Total	0	0	0	0	0

**SECTION 3: COMMUNITY-LEVEL DATA
2020-2021**

Community-Level Data Context

3.1	a) Does your community use the Reaching Home definition of chronic homelessness?	Yes
3.2	Does your community update chronic homelessness status over time?	Yes
3.3	a) When your community asks individuals and families where they lived before they became homeless, is the “prior living situation” defined as where they were <i>immediately</i> before homelessness?	No – there could be a time gap
	b) Why is there a possible time gap? How far back could the “prior living situation” apply?	
A gap could exist because the CAS manual is not in place and therefore it is not clear that all front line workers understand that is required information.		
3.4	Do you have a written policy/protocol that specifies the number of days of inactivity after which state is changed from “active” to “inactive”?	Yes

Step 1. Select Data Source

3.5 Does your community currently have a unique identifier list (a List) that has the following characteristics:

3.5.1 Unduplicated information for each individual/household	Not yet
3.5.2 Contained in one document/database	Not yet
3.5.3 Includes people experiencing homelessness who are active	Yes
3.5.4 Consent given to be on the List	Yes

3.6 Does the List have any data that can be reported for this reporting period (i.e., April 1, 2020, to March 31, 2021)?

Step 2. Define the Data

3.7 What is the date range for available data from the List this fiscal report?

- | | |
|-----------------------------------|------------|
| • First date in reporting period: | 2020-04-01 |
| • Last date in reporting period: | 2021-03-31 |

3.8 a) Which household types does the List include? Select all that apply.

- Single adults
- Unaccompanied youth
- Families

b) Does the List include family members like dependents, or just the head of household?

c) Can the List report data by unique individuals? This means that each family member will be reported separately.

Step 3. Report the Data

3.9 Complete the Population Groups table below using the date range indicated in Question 3.7.

a) Report the number of unique individuals (or households where not available) who:

Priority Population Groups – Mandatory Reporting	3.9.1 Were homeless (Measures Cumulative Homelessness)	3.9.2 Were new to homelessness (Measures Inflow)	3.9.3 Returned to homelessness from housing (one or more times) (Measures Inflow)	3.9.4 Returned to homelessness from transitional status (one or more times) (Measures Inflow)	3.9.5 Returned to homelessness from unknown status (one or more times) (Measures Inflow)	3.9.6 State changed from inactive to active (one or more times) (Measures Inflow)
Overall homeless						
Chronically homeless						
Indigenous peoples						
Priority Population Groups – Mandatory Reporting			3.9.7 Moved from homelessness to housing (one or more times) (Measures Outflow)	3.9.8 Status changed from homelessness to transitional (one or more times) (Measures Outflow)	3.9.9 Status changed from homelessness to unknown (one or more times) (Measures Outflow)	3.9.10 State changed from active to inactive (one or more times) (Measures Outflow)
Overall homeless						
Chronically homeless						
Indigenous peoples						

b) Do you wish to report on any Additional Population Groups? Select one

Additional Population Groups – Optional Reporting	3.9.1 Were homeless (Measures Cumulative Homelessness)	3.9.2 Were new to homelessness (Measures Inflow)	3.9.3 Returned to homelessness from housing (one or more times) (Measures Inflow)	3.9.4 Returned to homelessness from transitional status (one or more times) (Measures Inflow)	3.9.5 Returned to homelessness from unknown status (one or more times) (Measures Inflow)	3.9.6 State changed from inactive to active (one or more times) (Measures Inflow)
Select one						
Select one						
Select one						
Select one						
Select one						
<i>Other</i>						
Additional Population Groups – Optional Reporting			3.9.7 Moved from homelessness to housing (one or more times) (Measures Outflow)	3.9.8 Status changed from homelessness to transitional (one or more times) (Measures Outflow)	3.9.9 Status changed from homelessness to unknown (one or more times) (Measures Outflow)	3.9.10 State changed from active to inactive (one or more times) (Measures Outflow)
Select one						
Select one						
Select one						
Select one						
Select one						
<i>Other</i>						

(Optional) Please insert comment here

c) Please provide the definition(s) your community uses for each Additional Population Group.

Please insert definitions here

3.10 Complete the Prior Living Situations table below for all individuals (or households where not available) that were homeless for the date range indicated in Question 3.7.

	Public Institutions	Transitional Housing	Permanent Housing	Unknown	Total
new to homelessness					0
returned to homelessness					0
Total	0	0	0	0	0

SECTION 4: COMMUNITY-LEVEL OUTCOMES

Your answers in Section 3 indicate that your community currently has a unique identifier list. This will be called the List in this section.

Step 1. Confirm List Comprehensiveness

4.1 Is the List updated on a regular basis, monthly at minimum?

4.2 Does the List only currently include information about people experiencing chronic homelessness?

4.3 Does the List include individuals and families served through outreach to all locations (hotspots) across the community where people are living unsheltered (i.e., staying in places not meant for human habitation)?

4.4 Does the List include individuals and families across the community staying in all shelters for people experiencing homelessness (e.g., emergency shelters, hostels, hotel/motel stays paid for by a service provider)?

4.5 Does the List include individuals and families across the community staying in transitional housing?

4.6 Does the List include individuals experiencing homelessness across the community staying in institutions (e.g., jail or hospital)? (Note that if the stay exceeds your inactivity policy, their state on the List changes to inactive.)

4.7 Does the List include individuals and families across the community who are experiencing hidden homelessness?

4.8 Is the total number of people on the List served through outreach and in shelters as of March 31, 2021, **higher** than the number of people who were *unsheltered* or *in shelter* according to your most recent Point-in-Time (PiT) Count?

4.9 Consider your answers to Questions 4.1 to 4.8. In your opinion, does your List include all of the individuals and families experiencing homelessness in your community, as much as is possible right now?

Step 2. Define the Data Set

4.10 Did you have the List in place on or before April 1, 2019?

4.11 Did you have the List in place on or before April 1, 2020?

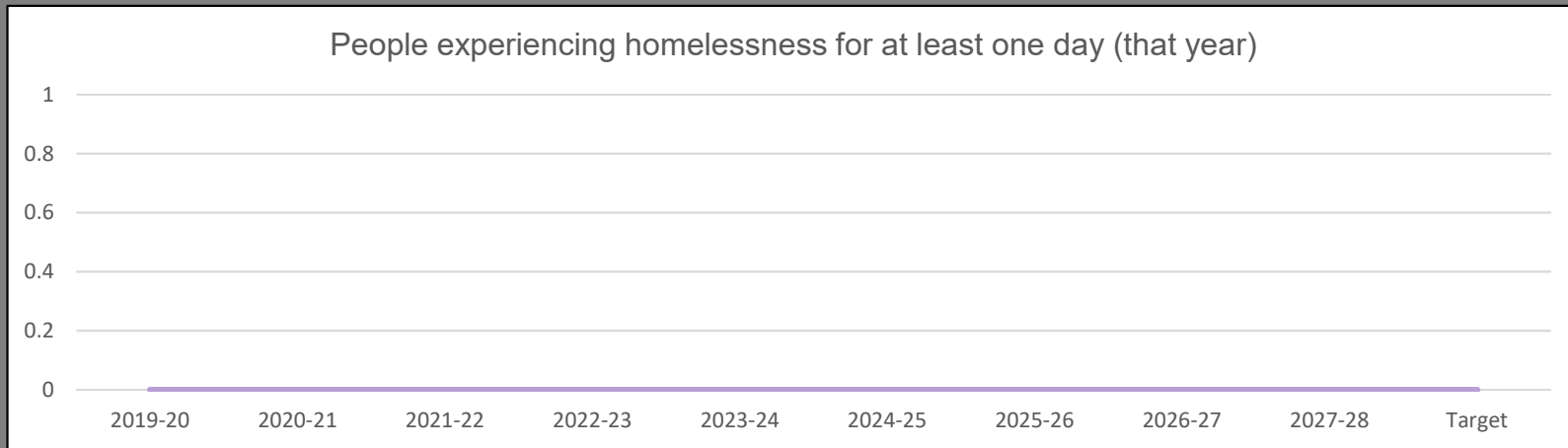
Step 3. Report the Data

CORE OUTCOMES

4.12 - Outcome # 1: Fewer people experience homelessness overall (homelessness is reduced overall)

Given your answers in Steps 1 and 2, you can report annual result(s) for Outcome #1. Where applicable, add a target for 2027-28 in the far right box.

	2019-20	2020-21	2021-22	2022-23	2023-24	2024-25	2025-26	2026-27	2027-28	Target
People experiencing homelessness for at least one day (that year)										

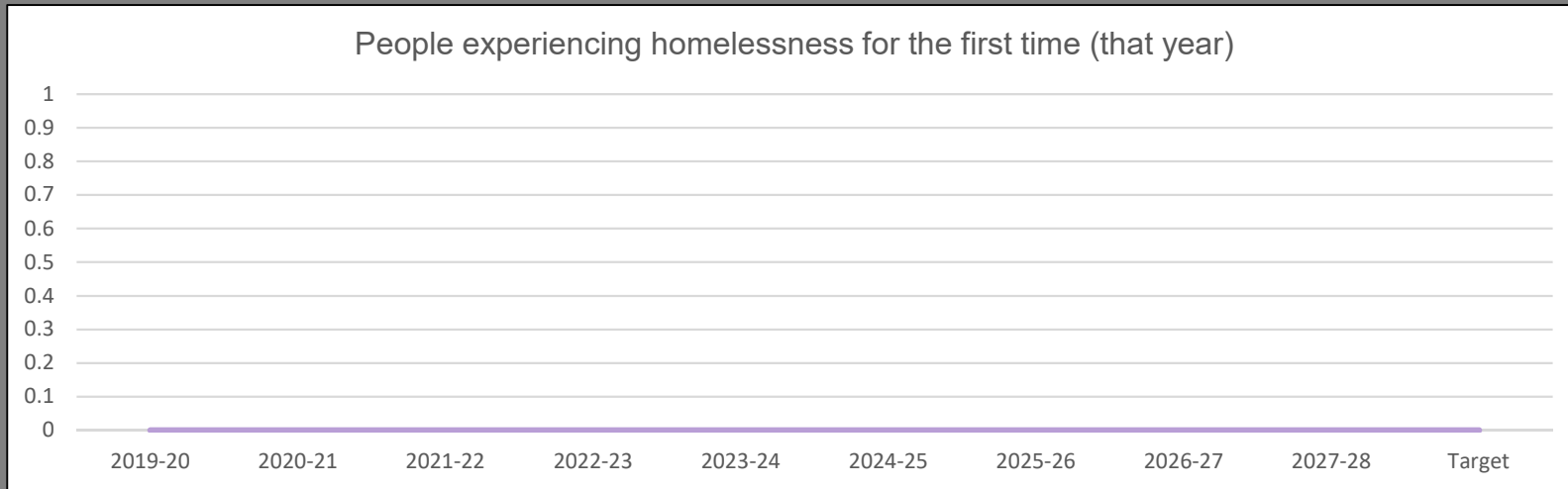


Please insert comment here

4.13 - Outcome #2: Fewer people experience homelessness for the first time (new inflows into homelessness are reduced)

Given your answers in Steps 1 and 2, you can report annual result(s) for Outcome #2. Where applicable, add a target for 2027-28 in the far right box.

	2019-20	2020-21	2021-22	2022-23	2023-24	2024-25	2025-26	2026-27	2027-28	Target
People experiencing homelessness for the first time (that year)										

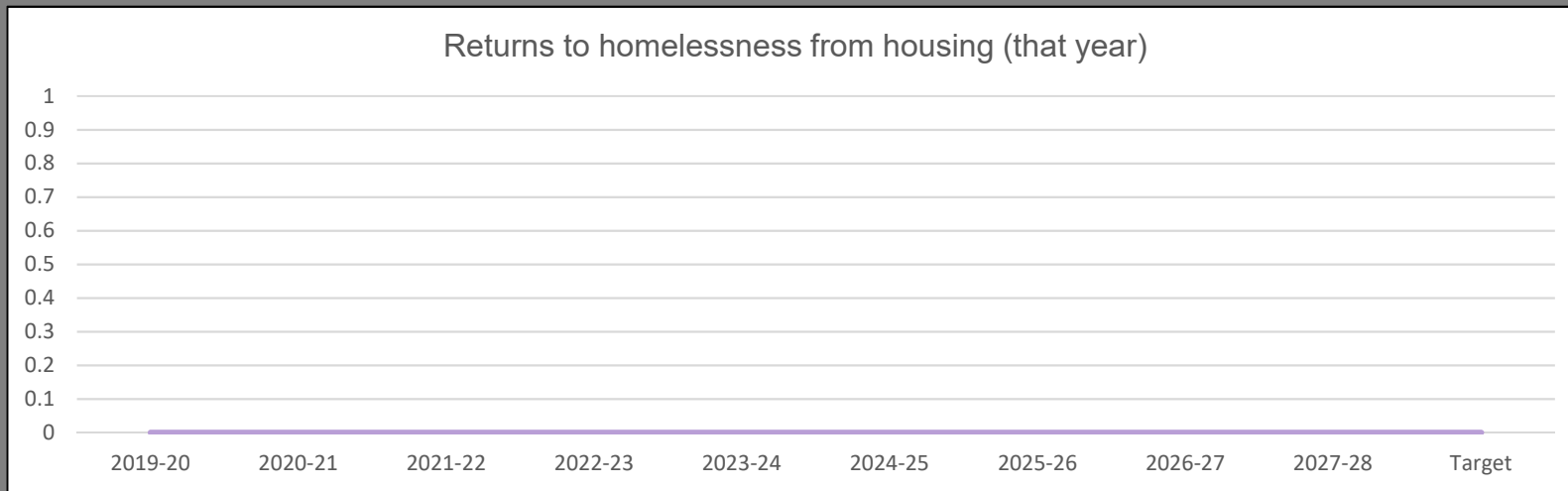


Please insert comment here

4.14 - Outcome #3: Fewer people return to homelessness from housing (returns to homelessness are reduced)

Given your answers in Steps 1 and 2, you can report annual result(s) for Outcome #3. Where applicable, add a target for 2027-28 in the far right box.

	2019-20	2020-21	2021-22	2022-23	2023-24	2024-25	2025-26	2026-27	2027-28	Target
Returns to homelessness from housing (that year)										

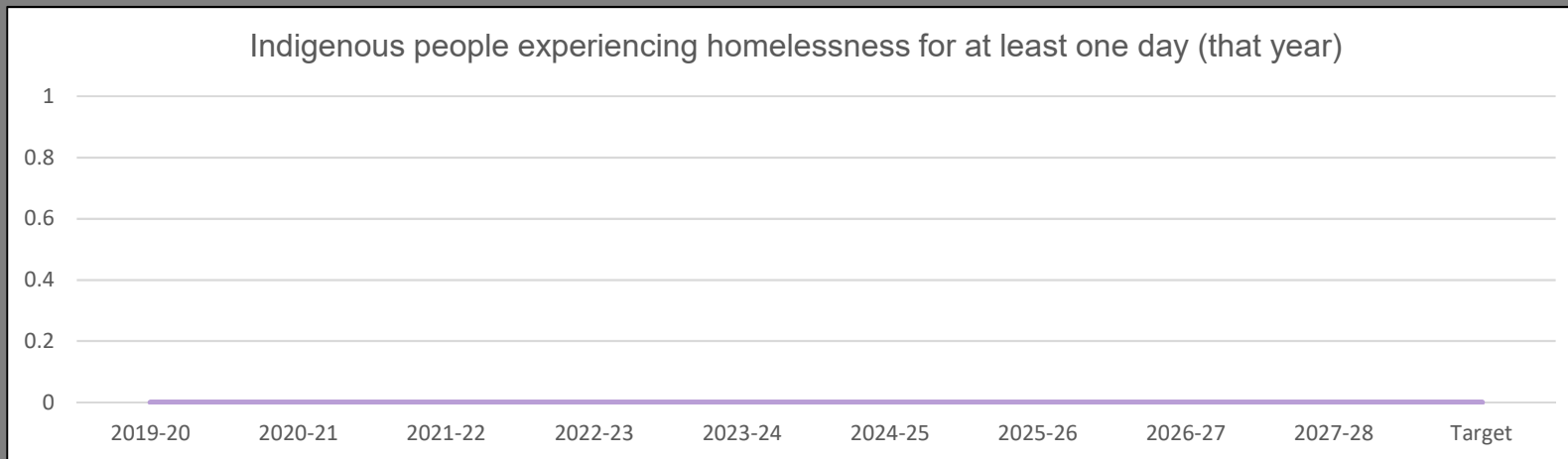


Please insert comment here

4.15 - Outcome #4: Fewer Indigenous peoples experience homelessness (Indigenous homelessness is reduced)

Given your answers in Steps 1 and 2, you can report annual result(s) for Outcome #4. Where applicable, add a target for 2027-28 in the far right box.

	2019-20	2020-21	2021-22	2022-23	2023-24	2024-25	2025-26	2026-27	2027-28	Target
Indigenous peoples experiencing homelessness for at least one day (that year)										

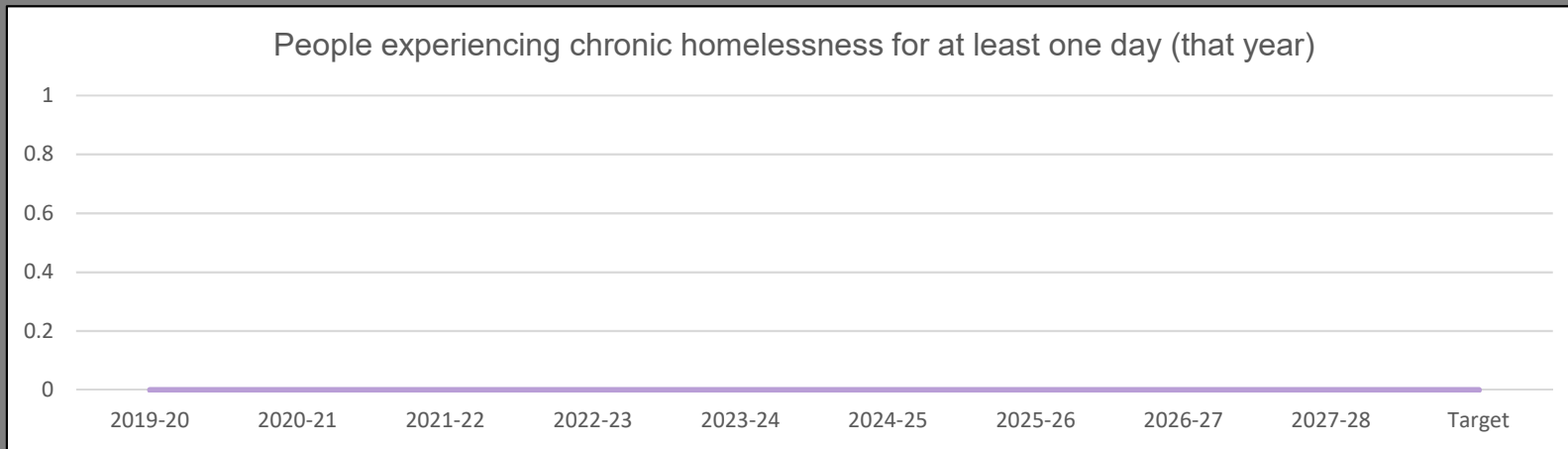


Please insert comment here

4.16 - Outcome #5: Fewer people experience chronic homelessness (chronic homelessness is reduced)

Given your answers in Steps 1 and 2, you can report annual result(s) for Outcome #5. Where applicable, add a target for 2027-28 in the far right box.

	2019-20	2020-21	2021-22	2022-23	2023-24	2024-25	2025-26	2026-27	2027-28	Target
People experiencing chronic homelessness for at least one day (that year)										0



Please insert comment here


Additional Outcomes Identified by the Community (Optional)

(Optional)

Outcome #:

Additional population group outcome.

	2019-20	2020-21	2021-22	2022-23	2023-24	2024-25	2025-26	2026-27	2027-28	Target




Please insert comment here

(Optional)

Outcome #:

Additional population group outcome.

	2019-20	2020-21	2021-22	2022-23	2023-24	2024-25	2025-26	2026-27	2027-28	Target




Please insert comment here

(Optional)

Outcome #:

Additional population group outcome.

	2019-20	2020-21	2021-22	2022-23	2023-24	2024-25	2025-26	2026-27	2027-28	Target




Please insert comment here

(Optional)

Outcome #:

Additional population group outcome.

	2019-20	2020-21	2021-22	2022-23	2023-24	2024-25	2025-26	2026-27	2027-28	Target




Please insert comment here

(Optional)

Outcome #:

Additional population group outcome.

	2019-20	2020-21	2021-22	2022-23	2023-24	2024-25	2025-26	2026-27	2027-28	Target



Please insert comment here

COMMUNITY HOMELESSNESS REPORT SUMMARY

(COMMUNITY NAME)
(Fiscal year)

COORDINATED ACCESS AND HOMELESSNESS MANAGEMENT INFORMATION SYSTEM (HMIS) SELF-ASSESSMENT

SUMMARY

The table below provides a summary of the work the community has done so far to implement Reaching Home's minimum requirements for Coordinated Access and an HMIS.

How many of the Reaching Home minimum requirements has the community:

Met	Started	Not yet started
6	10	2

SUMMARY COMMENT

Are there particular efforts and/or issues that you would like to highlight for this reporting period related to your community's work to achieve the Reaching Home minimum requirements? In particular, please describe your community's efforts to set-up or improve the Coordinated Access governance structure, including processes to ensure that policies and protocols, as approved by the governance group(s), are being implemented across the system as intended to achieve desired results.

For the first two years of the Reach Home program, the Designated Community of Halifax had a CAS Governance committee that met twice per month. CAS Governance worked toward establishing a Terms of Reference. CAS Governance established CAS policies in working towards a comprehensive CAS Policy Manual. For example; an established Inactive policy of 90 days without a transaction or contact

COMMUNITY-LEVEL DATA for 2019-2020

Based on the information provided in the Community Homelessness Report, the community does not have to report community-level data for 2019-2020.

What is the date range for available data from the List for this fiscal report?

- | | |
|-----------------------------------|------------|
| • First date in reporting period: | 2019-04-01 |
| • Last date in reporting period: | 2020-03-31 |

Complete the Population Groups table below using the date range indicated for this fiscal report.

Number of unique individuals (or households where not available) in each Priority Population Group who:

Priority Population Groups	Were homeless (Measures Cumulative Homelessness)	Were new to homelessness (Measures Inflow)	Returned to homelessness from housing (one or more times) (Measures Inflow)	Returned to homelessness from transitional status (one or more times) (Measures Inflow)	Returned to homelessness from unknown status (one or more times) (Measures Inflow)	State changed from inactive to active (one or more times) (Measures Inflow)
Overall homeless	0	0	0	0	0	0
Chronically homeless	0	0	0	0	0	0
Indigenous peoples	0	0	0	0	0	0
Priority Population Groups			Moved from homelessness to housing (one or more times) (Measures Outflow)	Status changed from homelessness to transitional (one or more times) (Measures Outflow)	Status changed from homelessness to unknown (one or more times) (Measures Outflow)	State changed from active to inactive (one or more times) (Measures Outflow)
Overall homeless			0	0	0	0
Chronically homeless			0	0	0	0
Indigenous peoples			0	0	0	0

Complete the Prior Living Situations table below for all individuals (or households where not available) that were homeless for the date range indicated for this fiscal report.

	Public Institutions	Transitional Housing	Permanent Housing	Unknown	Total
New to homelessness	0	0	0	0	0
Returned to homelessness	0	0	0	0	0
Total	0	0	0	0	0

COMMUNITY-LEVEL DATA for 2020-2021

Based on the information provided in the Community Homelessness Report, the community does not have to report community-level data for 2020-2021 and community-level outcomes for the reporting period.

What is the date range for available data from the List for this fiscal report?

- | | |
|-----------------------------------|------------|
| • First date in reporting period: | 2020-04-01 |
| • Last date in reporting period: | 2021-03-31 |

Complete the Population Groups table below using the date range indicated for this fiscal report.

Number of unique individuals (or households where not available) in each Priority Population Group who:

Priority Population Groups	Were homeless (Measures Cumulative Homelessness)	Were new to homelessness (Measures Inflow)	Returned to homelessness from housing (one or more times) (Measures Inflow)	Returned to homelessness from transitional status (one or more times) (Measures Inflow)	Returned to homelessness from unknown status (one or more times) (Measures Inflow)	State changed from inactive to active (one or more times) (Measures Inflow)
Overall homeless	0	0	0	0	0	0
Chronically homeless	0	0	0	0	0	0
Indigenous peoples	0	0	0	0	0	0
Priority Population Groups			Moved from homelessness to housing (one or more times) (Measures Outflow)	Status changed from homelessness to transitional (one or more times) (Measures Outflow)	Status changed from homelessness to unknown (one or more times) (Measures Outflow)	State changed from active to inactive (one or more times) (Measures Outflow)
Overall homeless			0	0	0	0
Chronically homeless			0	0	0	0
Indigenous peoples			0	0	0	0

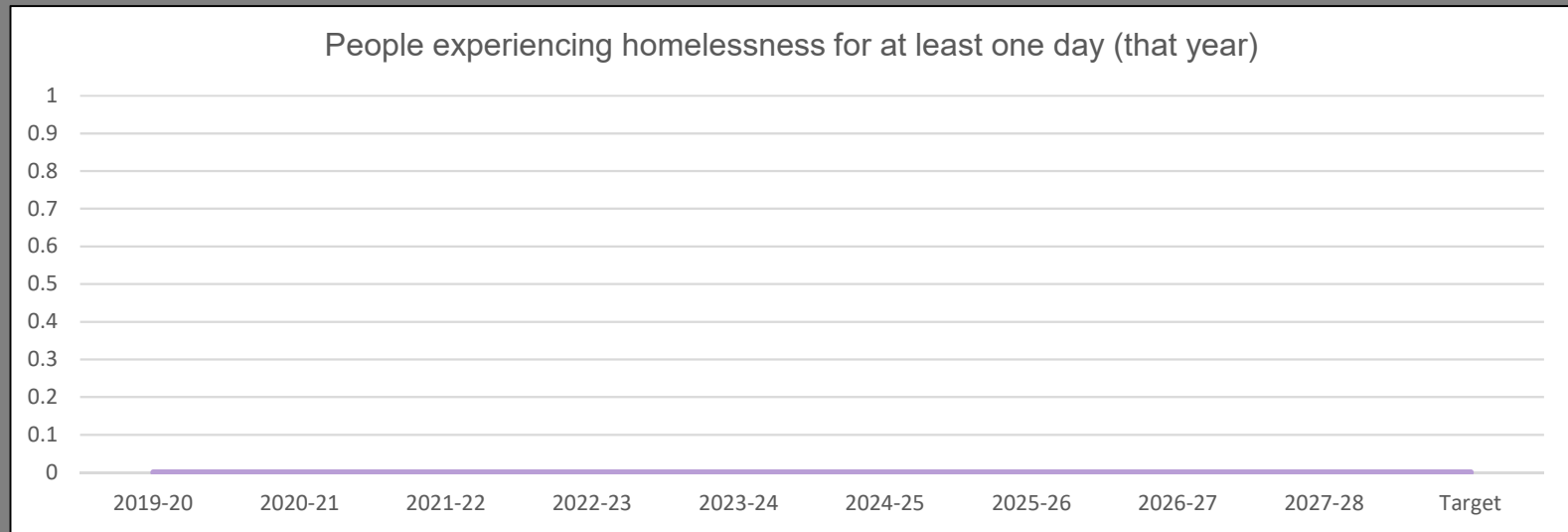
Complete the Prior Living Situations table below for all individuals (or households where not available) that were homeless for the date range indicated for this fiscal report.

	Public Institutions	Transitional Housing	Permanent Housing	Unknown	Total
New to homelessness	0	0	0	0	0
Returned to homelessness	0	0	0	0	0
Total	0	0	0	0	0

COMMUNITY-LEVEL RESULTS OUTCOMES - CORE OUTCOMES

Outcome # 1: Fewer people experience homelessness overall (homelessness is reduced overall)

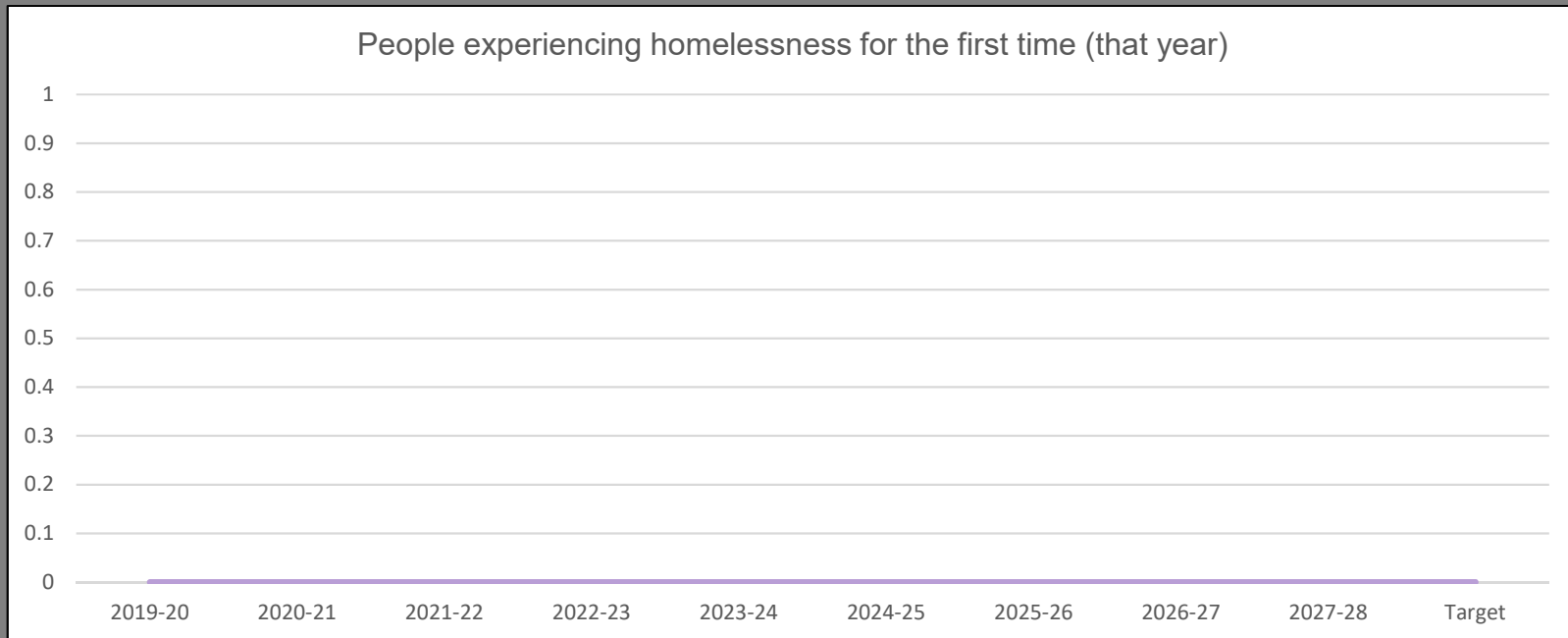
	2019-20	2020-21	2021-22	2022-23	2023-24	2024-25	2025-26	2026-27	2027-28	Target
People experiencing homelessness for at least one day (that year)	0	0	-	-	-	-	-	-	-	0



Please insert comment here

Outcome #2: Fewer people experience homelessness for the first time (new inflows into homelessness are reduced)

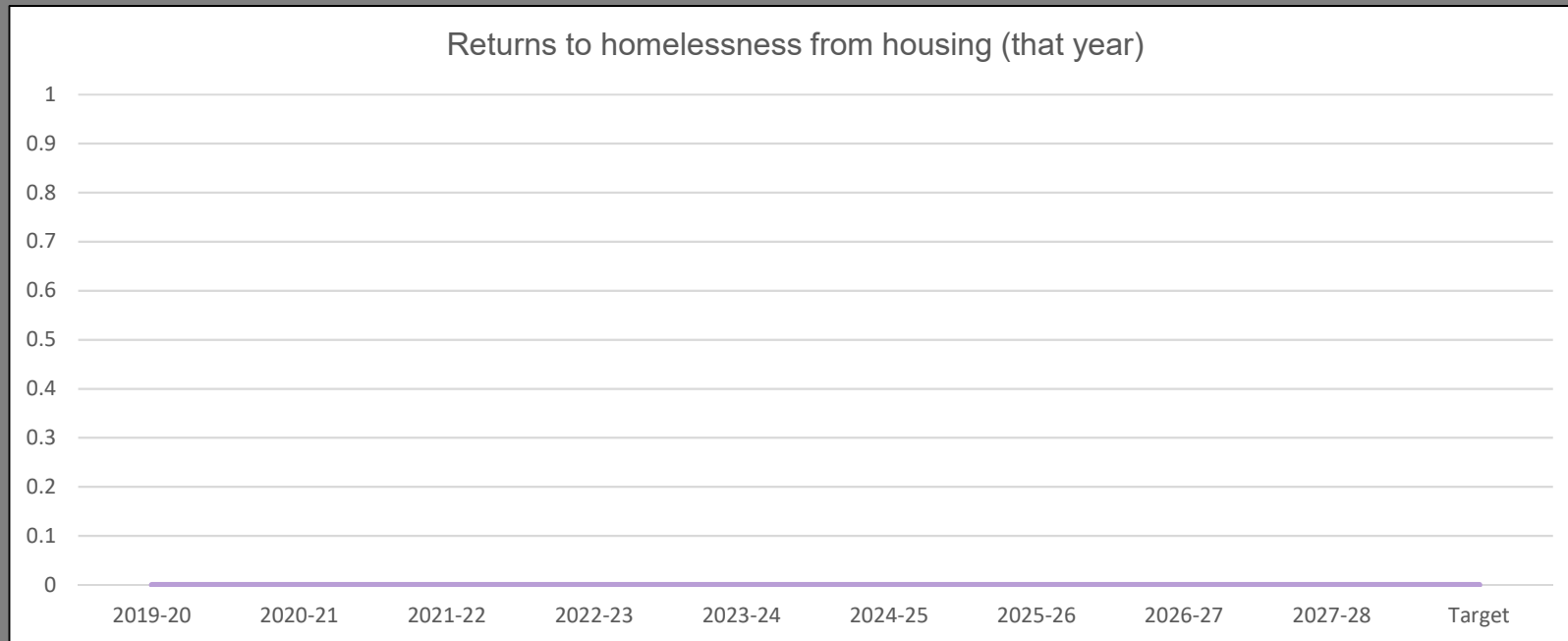
	2019-20	2020-21	2021-22	2022-23	2023-24	2024-25	2025-26	2026-27	2027-28	Target
People experiencing homelessness for the first time (that year)	0	0	-	-	-	-	-	-	-	0



Please insert comment here

Outcome #3: Fewer people return to homelessness from housing (returns to homelessness are reduced)

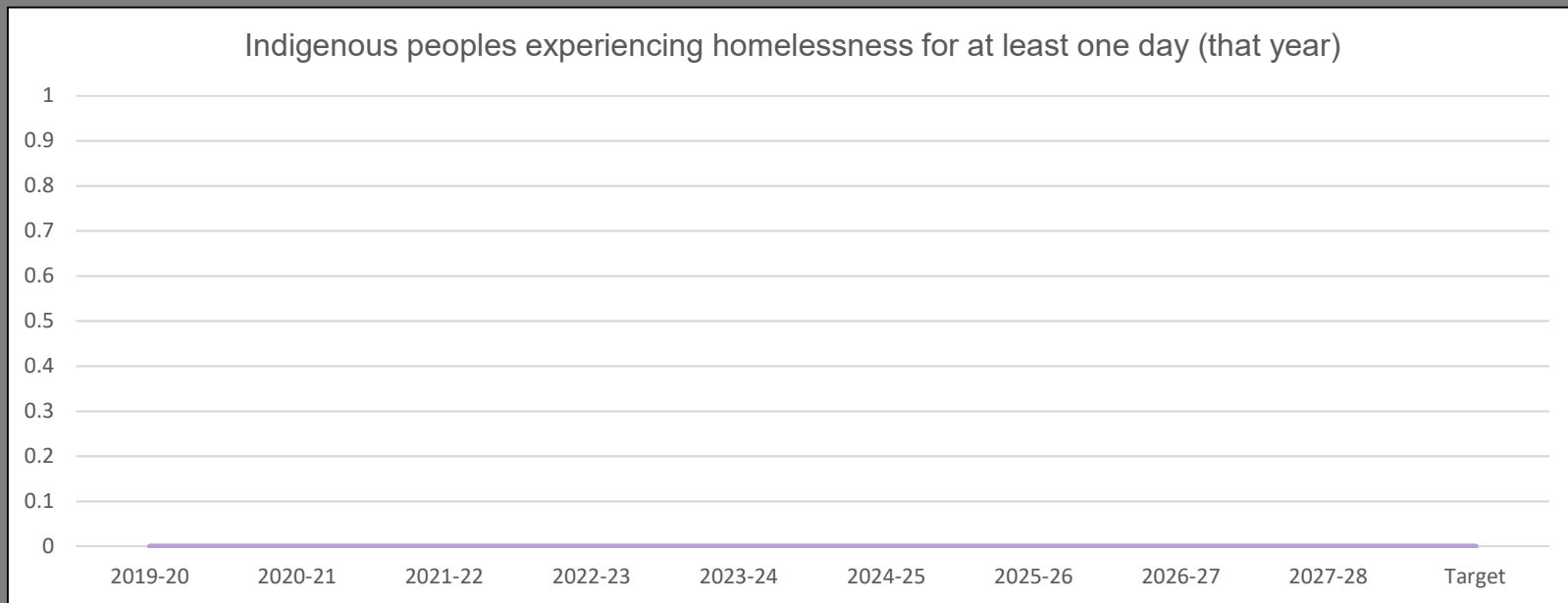
	2019-20	2020-21	2021-22	2022-23	2023-24	2024-25	2025-26	2026-27	2027-28	Target
Returns to homelessness from housing (that year)	0	0	-	-	-	-	-	-	-	0



Please insert comment here

Outcome #4: Fewer Indigenous peoples experience homelessness (Indigenous homelessness is reduced)

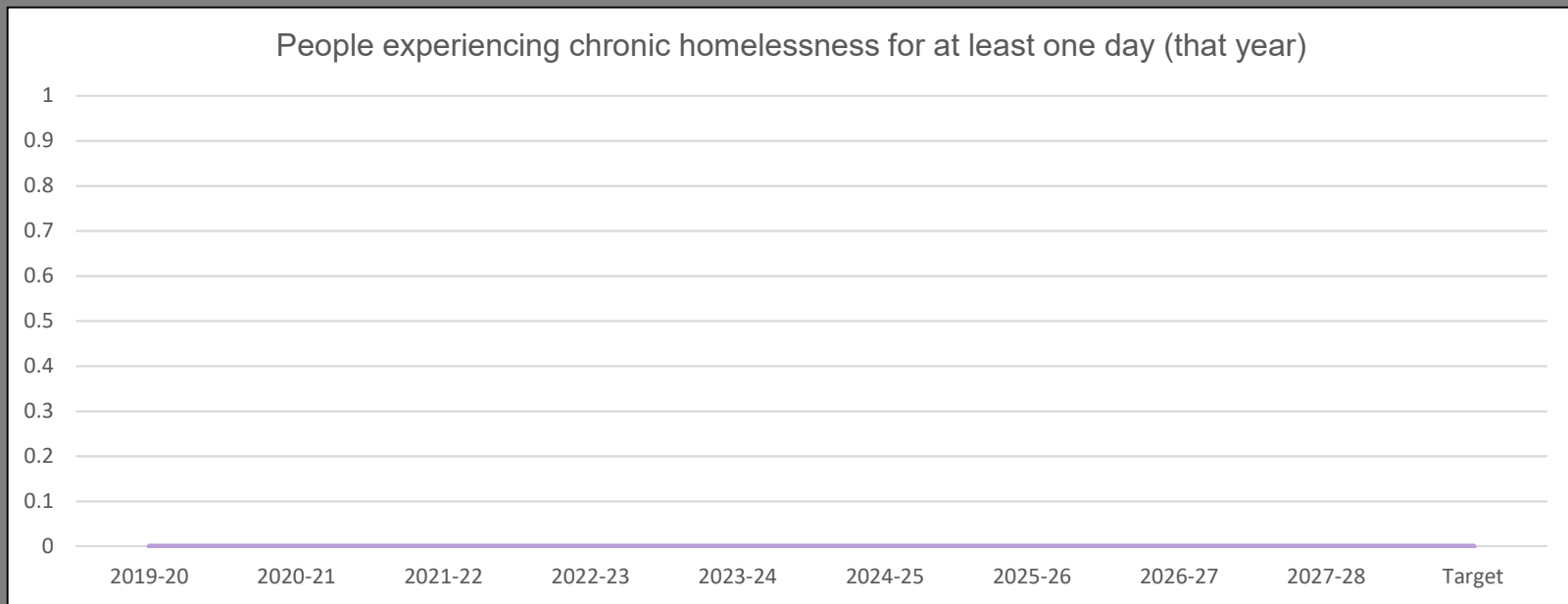
	2019-20	2020-21	2021-22	2022-23	2023-24	2024-25	2025-26	2026-27	2027-28	Target
Indigenous peoples experiencing homelessness for at least one day (that year)	0	0	-	-	-	-	-	-	-	0



Please insert comment here

Outcome #5: Fewer people experience chronic homelessness (chronic homelessness is reduced)

	2019-20	2020-21	2021-22	2022-23	2023-24	2024-25	2025-26	2026-27	2027-28	Target
People experiencing chronic homelessness for at least one day (that year)	0	0	-	-	-	-	-	-	-	0



Please insert comment here

Designated Community – Community Advisory Board

Note: You may list more than one name or organization for each sector. ESDC will not sell, distribute, trade or transfer your information to other government departments, businesses, institutions, organizations or individuals outside ESDC for any other purposes, unless required by law.

Sector	Community Advisory Board Member(s)
Service Canada (Ex-Officio Member)	Michelle Galivan
Provincial/Territorial government	Nancy Baroni, Cyd Lepage
Local/Municipal government	Jill MacLellan
Indigenous peoples and organizations	Pam Glode
Veterans Affairs Canada or veterans serving organizations	N/A
Organizations serving women/families fleeing violence	Sheri Lecker/ Miia Soukonautio/Maria MacIntosh
Youth and/or youth serving organizations (including Child Welfare Agencies)	Rob Morris
Organizations serving seniors	N/A
Newcomer serving organizations	N/A
Health organizations, including hospitals and other public institutions, and organizations focused on mental health and addictions	Dorothy Edem/Valerie Blair
Individuals with lived experience of homelessness	N/A
Organizations serving individuals experiencing or at risk of homelessness	Valerie Getson/EJ Davis/Vaden Vincent/Linda Wilson
Private sector	
Landlord associations and/or the housing sector	
Other	Kevin Hooper, United Way/Katrina Jarvis, Association of Black Social Workers/Dr Jeff Karabanow, Dalhousie University

Community Advisory Board Chairs or Co-Chairs (if applicable):

I affirm that the above members of the Community Advisory Board have reviewed the attached Community Homelessness Report and that the majority of Community Advisory Board members approve of its content.

Kevin Hooper

Name _____ Signature _____ Date _____

Name _____ Signature _____ Date _____

Name _____ Signature _____ Date _____

Indigenous Homelessness – Community Advisory Board

Note: You may list more than one name or organization for each sector. ESDC will not sell, distribute, trade or transfer your information to other government departments, businesses, institutions, organizations or individuals outside ESDC for any other purposes, unless required by law.

Sector	Community Advisory Board Member(s)
Service Canada (Ex-Officio Member)	
Provincial/Territorial government	
Local/Municipal government	
Indigenous peoples and organizations	
Veterans Affairs Canada or veterans serving organizations	
Organizations serving women/families fleeing violence	
Youth and/or youth serving organizations (including Child Welfare Agencies)	
Organizations serving seniors	
Newcomer serving organizations	
Health organizations, including hospitals and other public institutions, and organizations focused on mental health and addictions	
Individuals with lived experience of homelessness	
Organizations serving individuals experiencing or at risk of homelessness	
Private sector	
Landlord associations and/or the housing sector	
Other	

Community Advisory Board Chairs or Co-Chairs (if applicable):

I affirm that the above members of the Community Advisory Board have reviewed the attached Community Homelessness Report and that the majority of Community Advisory Board members approve of its content.

Name _____ Signature _____ Date _____

Name _____ Signature _____ Date _____

Name _____ Signature _____ Date _____